

Travelers Rest

south carolina

Total Population

	2010	2022	2027	Growth Rate ¹
Travelers Rest	4,576	8,142	8,734	1.41%
Greenville County	451,225	545,775	572,172	0.95%
Upstate SC	1,362,073	1,550,626	1,660,923	0.64%
South Carolina	4,625,364	5,255,014	5,434,182	0.67%

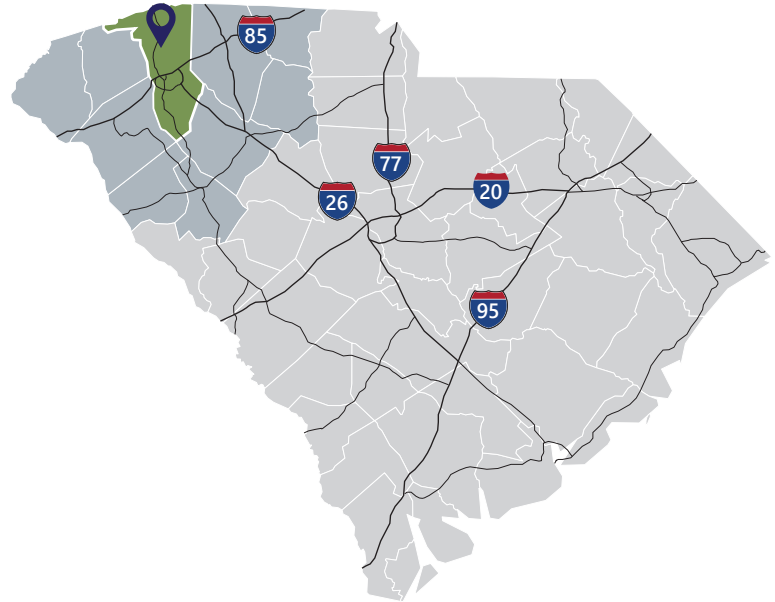
¹ Projected annual growth rate 2022-2027

Households & Families

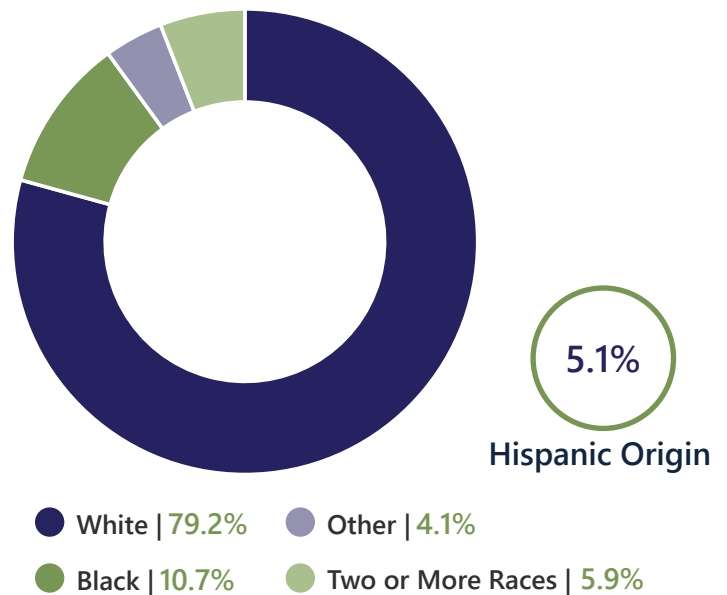
	2010	2022	2027
Total Households	1,740	2,336	2,583
Total Families	1,254	1,536	1,697
Average HH Size	2.60	2.51	2.49

Population by Age

	2010	2022	2027
Under 5	8.2%	4.4%	4.6%
5 to 9	7.7%	4.4%	4.3%
10 to 14	8.2%	4.6%	4.4%
15 to 24	13.6%	38.0%	37.1%
25 to 34	13.1%	9.6%	9.8%
35 to 44	13.8%	8.4%	8.1%
45 to 54	12.5%	8.2%	8.2%
55 to 64	10.8%	8.3%	7.9%
65+	12.2%	14.1%	15.6%



2022 Population By Race & Ethnicity



Under 18

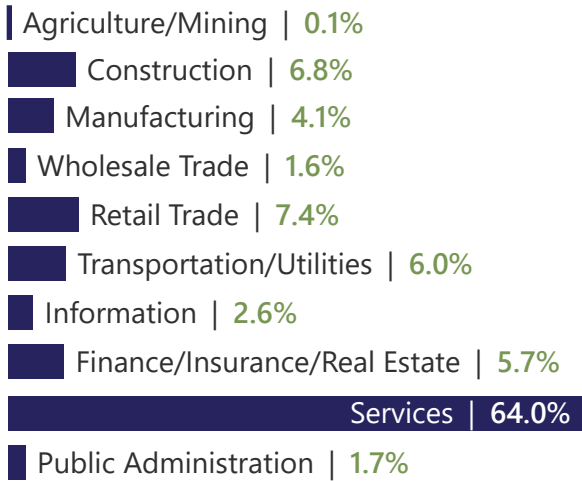


Prime Working Age



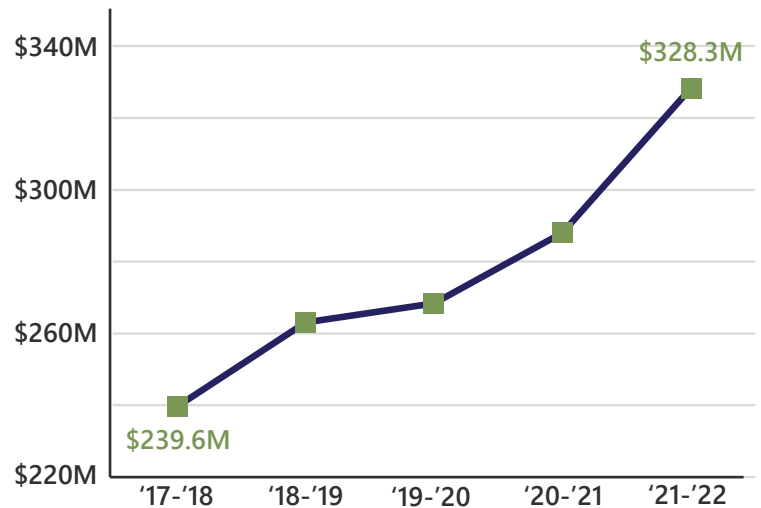
Median Age

2022 Employment by Industry

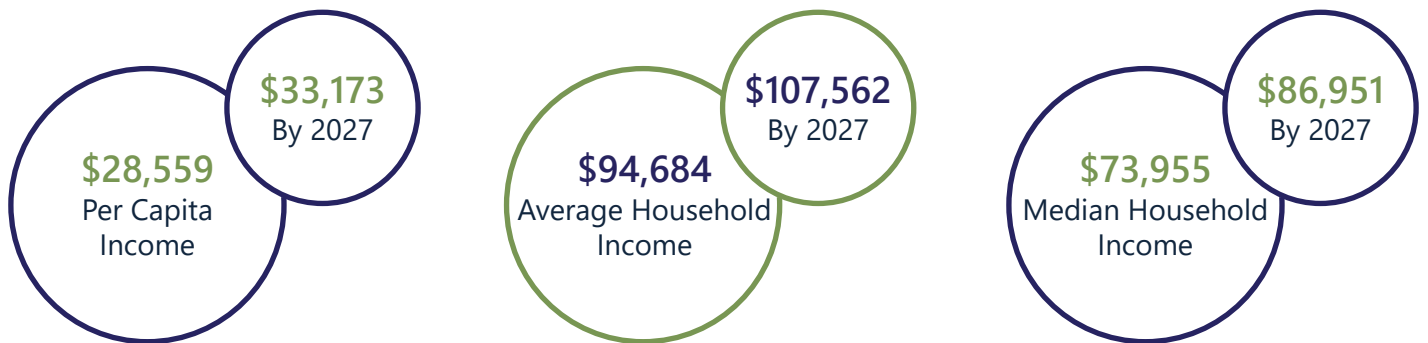


Employed Population, Age 16+ | 3,548 people or 97.1%


Gross Retail Sales By Fiscal Year



2022 Income



2022 Educational Attainment, Age 25+



125 Trailblazer Drive, Travelers Rest, SC 29690 | 864.834.8740 | www.travelersrestsc.com