

# Travelers Rest

south carolina

## Total Population

	2010	2019	2024	Growth Rate <sup>1</sup>
Travelers Rest	4,576	7,812	8,220	1.0%
Greenville County	451,225	520,932	560,313	1.5%
Upstate SC	1,362,073	1,507,423	1,588,080	1.1%
South Carolina	4,625,364	5,195,563	5,526,057	1.3%

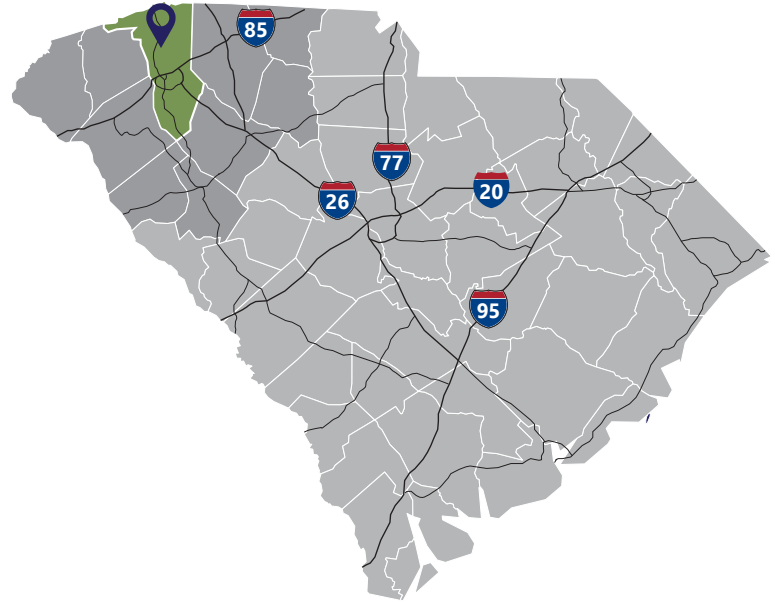
<sup>1</sup> Projected annual growth rate 2019-2024

## Households & Families

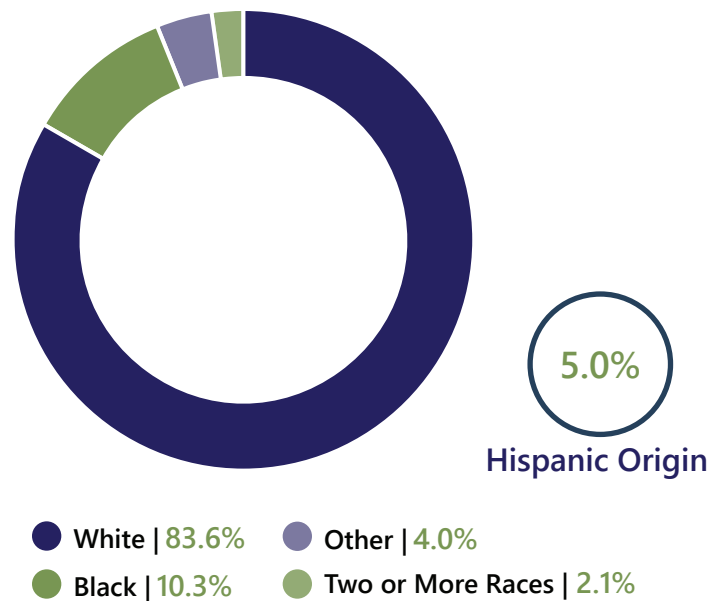
	2010	2019	2024
Total Households	1,761	2,279	2,440
Total Families	1,258	1,579	1,683
Average HH Size	2.6	2.5	2.5

## Population by Age

	2010	2019	2024
Under 5	8.2%	4.8%	4.9%
5 to 9	7.7%	4.8%	4.7%
10 to 14	8.1%	5.2%	5.0%
15 to 24	13.5%	36.0%	35.5%
25 to 34	13.2%	9.2%	9.2%
35 to 44	13.8%	8.6%	8.4%
45 to 54	12.5%	8.8%	8.6%
55 to 64	10.9%	8.9%	8.5%
65+	12.2%	13.7%	15.3%



## Population By Race & Ethnicity



Under 18

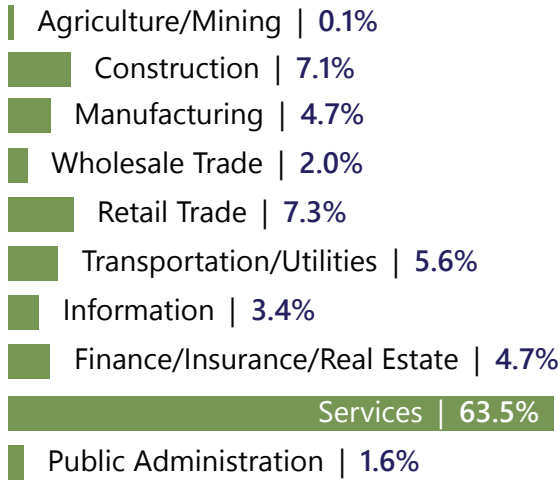


Prime Working Age



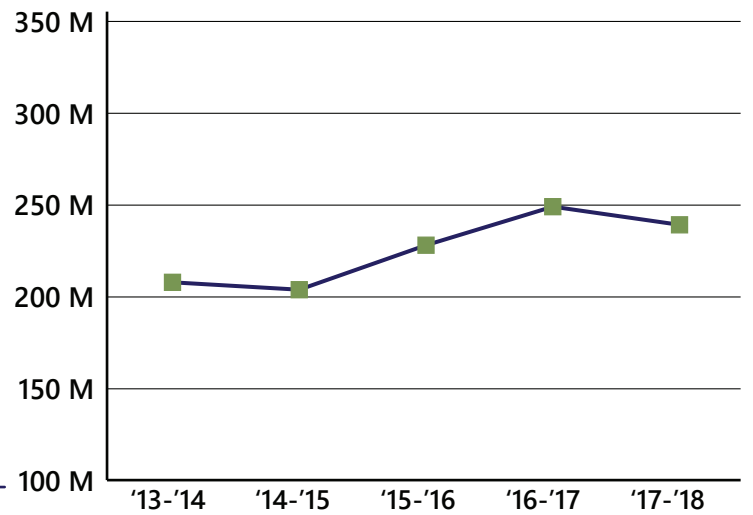
Median Age

## 2019 Employment by Industry

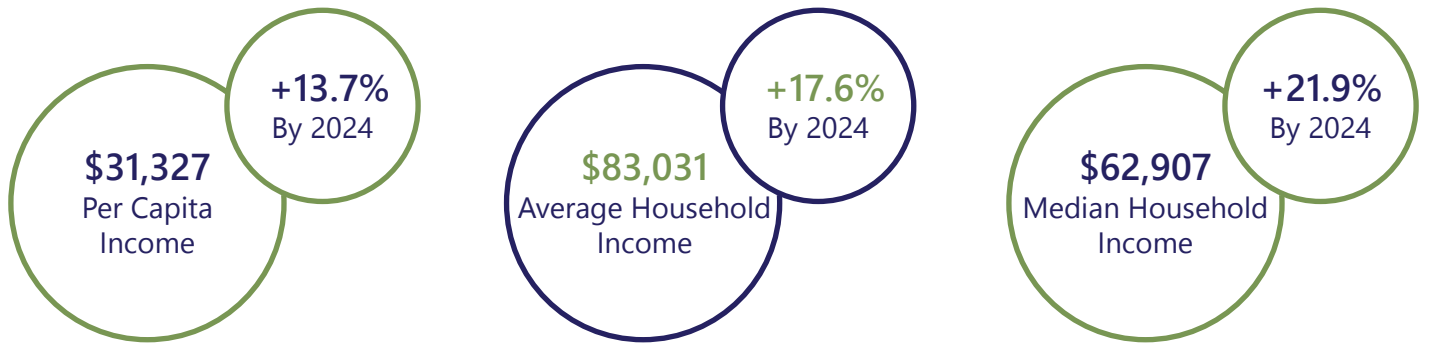


Employed Population, Age 16+ | 3,491

## Gross Retail Sales By Fiscal Year



## 2019 Income



## 2019 Educational Attainment, Age 25+

